

BSS SHIPPING RATE PER PRODUCT EXTENSION USER GUIDE

SHIPPING RATE PER PRODUCT



Table of Contents

- I. BSS Shipping Rate Per Product Overview3
- II. Why BSS Shipping Rate Per Product is your must-have extension?.....3
- III. How does BSS Shipping Rate Per Customer work?3
 - 3.1. Instruction Manual.....3
 - 3.1.1. General Settings.....5
 - 3.1.2. Shipping Rate Settings7
 - 3.1.3. Other Settings9
- IV. Contact us.....10

I. BSS Shipping Rate Per Product Overview

BSS Shipping Rate per Product is a unique extension providing individually shipping rate for different types of product. The shipping rate also depends on the purchased quantity, which encourages customers to shop more to get the best bargain.

Some highlight features:

- Modify the shipping rate flexibly for both individual products and attributes
- Specify shipping rates for customer groups and store views
- Set up shipping rate depending on the quantity of product purchased

II. Why BSS Shipping Rate Per Product is your must-have extension?

Shipping Rate Per Product has been successfully developed by BSScommerce which is most suitable for your online store for these following benefits:

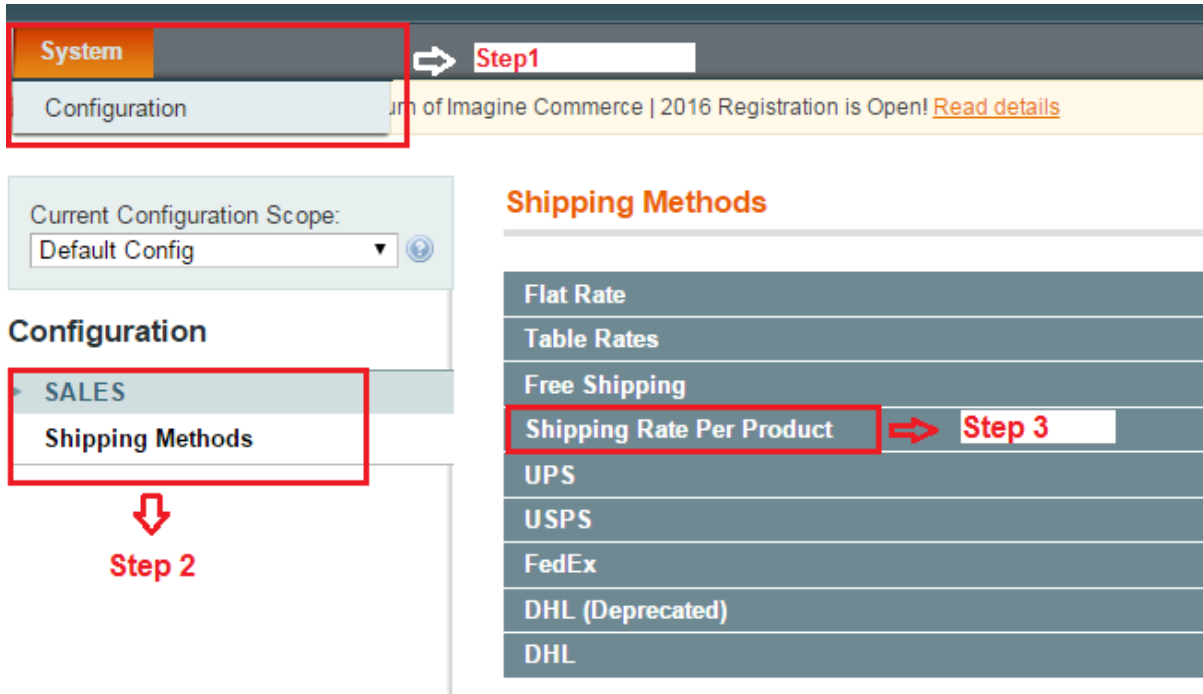
- Makes it easy for your business to increase or decrease the fixed rates tailoring shipping rules to suit different types of product set
- Modify rates both for the individual items and for the whole order
- Provide store owners with relatively accurate pricing then save customers from overpayment
- Motivates customers to shop more on your Store and effectively increases your profitability
- An ideal solution if your online store is selling heavy or large products which require additional shipping
- See greater return on your Magento investment

III. How does BSS Shipping Rate Per Customer work?

3.1. Instruction Manual

As an admin, you can set up your own store page by the most effective way that supports your trading objective. To polish the website configuration:

- Step 1: Go to **Admin Panel => System => Configuration.**
 - Step 2: At the left side of the page, find **SALES => select Shipping Methods**
- After these 2 steps, a screen for configuration appears like the below picture:



- Step 3: Choose **Shipping Rate Per Product** on the tab list and start configuration

There are 3 sections for admin to customize features of the extension: **General Settings, Shipping Rate Settings, Other Settings**

3.1.1. General Settings

Shipping Rate Per Product

General Settings

Enabled	<input type="text" value="Yes"/>	[STORE VIEW]
	<small>▲ If set to "Yes" - module is enabled, if set to "No" - module is disabled.</small>	
Title	<input type="text" value="Shipping Per Product"/>	[STORE VIEW]
	<small>▲ Specify the Shipping Title.</small>	
Method Name	<input type="text" value="Product shipping Rate"/>	[STORE VIEW]
	<small>▲ Specify the Shipping Method Name.</small>	
Show on Product View Page	<input type="text" value="Yes"/>	[STORE VIEW]
	<small>▲ If set to "Yes", the "Shipping Price" label enabled on product view page.</small>	
Show on Product Grid	<input type="text" value="Yes"/>	[STORE VIEW]
	<small>▲ If set to "Yes", the "Shipping Rate" column enabled on products grid page.</small>	

There are 5 boxes appear in the section including:

- **Enable:** In this box, there are 2 options to customize. Choose *Yes* to enable the module, choose *No* to disable
- **Title:** Insert the shipping title which appears in check out page (e.g: *Shipping Per Product*)

4 SHIPPING METHOD

Shipping Per Product

Product shipping Rate **\$220.00**

Flat Rate

Fixed **\$5.00**

CONTINUE

- **Method name:** Insert the name of your shipping method (e.g: *Product shipping rate*)
- **Show on Product View Page:** Choose *Yes* to enable “*Shipping Price*” on the product page in frontend, choose *No* to disable

- **Show on Product Grid:** choose *Yes* to enable “*Shipping Rate*” column on product grid page in backend of admin panel, choose *No* to disable

Name	Type	Attrib. Set Name	SKU	Shipping Rate	Price
	▼	▼			From: <input type="text"/> To: <input type="text"/> In: USD ▼
Samsung Alpha	Simple Product	Default	002	\$10.0000	\$460.00
Iphone 6	Simple Product	Default	001	\$100.0000	\$750.00

After configuration, click on **Save config** button and reload the frontend to see the change.

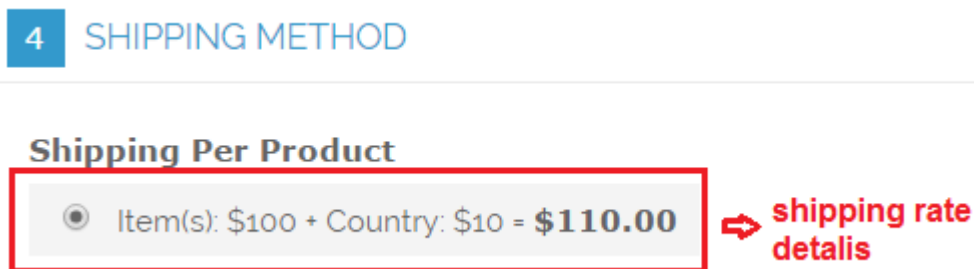
3.1.2. Shipping Rate Settings

Shipping Rate Settings		
Use Default Product Shipping Rate	Yes	[STORE VIEW]
	▲ If set to "Yes", the default rate will be used for all products.	
Default Product Shipping Rate	20	[STORE VIEW]
	▲ Sets a Base Shipping Rate if no products have shipping price assigned.	
Use Default Country Shipping Rate	Yes	[STORE VIEW]
	▲ If set to "Yes", the default country rate will be used for all products.	
Default Country Shipping Rate	10	[STORE VIEW]
	▲ Sets a Base Shipping Rate if no countries have shipping price assigned.	
Apply Country Shipping Per Qty	Yes	[STORE VIEW]
	▲ If set to "Yes", the total country rate will be calculator by: $country_rate * qty$.	
Show Shipping Details on Checkout Page	No	[STORE VIEW]
	▲ If set to "Yes", the "Shipping" details will show on checkout page e.g Product Cost: \$15 - Country Cost: \$25, if set to "No" details will hide on checkout and will use the "Method Name" as defined above.	
Calculate Handling Fee for Product	Fixed	[WEBSITE]
	▲ If set to "Fixed", the product shipping rate will be fixed price, if set to "Percent", the product shipping rate will be in percent.	

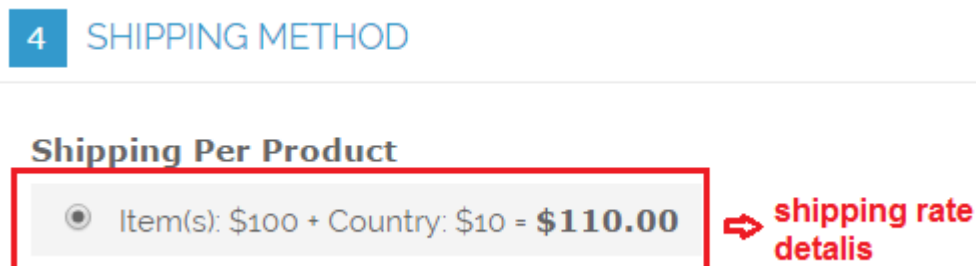
There are 7 boxes appear in this section:

- **Use Default Product Shipping Rate:** Choose *Yes* to apply the default shipping rate for all products which are not assigned private shipping prices in store. Otherwise, choose *No*.
- **Default Product Shipping Rate:** Insert *a base shipping rate* for products which don't have private shipping prices (E.g: \$20)
- **Use default country shipping rate:** Choose *Yes* to apply the default country shipping rate for all products which are not assigned private country shipping prices in store. Otherwise, choose *No*.
- **Default country shipping rate:** Insert *a base country shipping rate* for products which don't have private country shipping prices (E.g: \$10)

- **Apply Country Shipping Per Qty:** Choose *Yes* to apply shipping rate for each country by quantity. The total country shipping rate will be automatically calculated by: $Country_rate * qty$
- **Show Shipping Details On Checkout Page:** If choosing *Yes*, all details of the total shipping rate (*including product shipping price and country shipping price*) will be displayed on checkout page like this following picture :



If choosing *No*, details of total shipping rate will be hidden and replaced by “*Method Name*” as customized above in **General Settings** section like this example:



- **Calculate Handling Fee for Product:** There are 2 options: *Fixed* and *Percent*. If set *Fixed*, the product shipping rate will be fixed price. If set *Percent*, the product shipping rate will be in percent.

After configuration, click on **Save config** button and reload the frontend to see the change.

3.1.3. Other Settings

Other Settings

Ship to Applicable Countries	All Allowed Countries	[STORE VIEW]
Ship to Specific Countries	Bulgaria Burkina Faso Burundi Cambodia Cameroon Canada Cape Verde Cayman Islands Central African Republic Chad	[STORE VIEW]
Show Method if not Applicable	No	[STORE VIEW]
Displayed Error Message	This shipping method is currently unavailable. If you would like to ship using this shipping method, please contact us.	[STORE VIEW]

There are 4 boxes appear for customization in this section:

- **Ship to Applicable Countries:** Choose *All Allowed Countries* to apply product shipping method for all country in the below list (if you choose this option, the second box will be disabled for customization). Choose *Specific Countries* to customize application for only countries you wish.
- **Ship to Specific Countries:** choose one or more countries you want to apply shipping



- **Show method if not Applicable:** Choose *Yes* to display message in case of the shipping method is not applicable. Choose *No* to not.
- **Displayed Error Message:** insert your custom error message to display on check out page when shipping method is not applicable.

After configuration, click on **Save config** button and reload the frontend to see the change.

IV. Contact us



Any questions or concern about us, feel free contact:

Website: <http://bsscommerce.com>

Support: support@bsscommerce.com

Skype: support.bsscommerce

*BSS Support team is always ready to aid you with any issue referring to our products. Additionally, we also give you **Website development and Administration Support**.*

We do offer:

1. Free commercial products installation services
2. Free updates within offered support period
3. 3 months of free guaranteed support

Our duties:

1. Responsibility for resolving product bugs
2. Help with technical queries
3. Technical support in installation and product usage .