

MULTIPLE STORE VIEW PRICING

USER GUIDE



Contents

- 1. **Multiple Store View Pricing Extension Overview**3
- 2. **How does Multiple Store View Pricing Extension work?**3
 - 2.1. Enable Multiple Store View Pricing Extension.....3
 - 2.2. Set up price for a product in the English store view: Madison 8GB Digital Media Player5
 - 2.2.1. Set up base currency and default currency for English store view.....5
 - 2.2.2. Set up price for Madison 8GB Digital Media Player in the English store view6
 - 2.3. Set up price for a product in the French store view: Madison 8GB Digital Media Player.8
 - 2.3.1. Set up base currency and default currency for French store view.....8
 - 2.3.2. Set up price for Madison 8GB Digital Media Player in the French store view9
 - 2.4. Conclusion11
- 3. **Contact Us**.....12

1. Multiple Store View Pricing Extension Overview

Being an e-Commerce shop owner, have you ever found a temporary solution to set particular prices for each store view of the whole store system? Nevertheless, what will you do if you have a desire for setting multiple prices of the same items in each store view of each local store but all default Magento functions cannot help you handle it?

[Multiple Store View Pricing Extension](#) is a useful tool which allows online shop owners to set and display different price, special price, group prices and tier price for products in each store view of the corresponding store as wish. With this powerful extension, now you will not face with any troubles in setting specific prices in multi store views for same products. Therefore, you can attract specific customers from different store views by price policy as you want.

2. How does Multiple Store View Pricing Extension work?

2.1. Enable Multiple Store View Pricing Extension

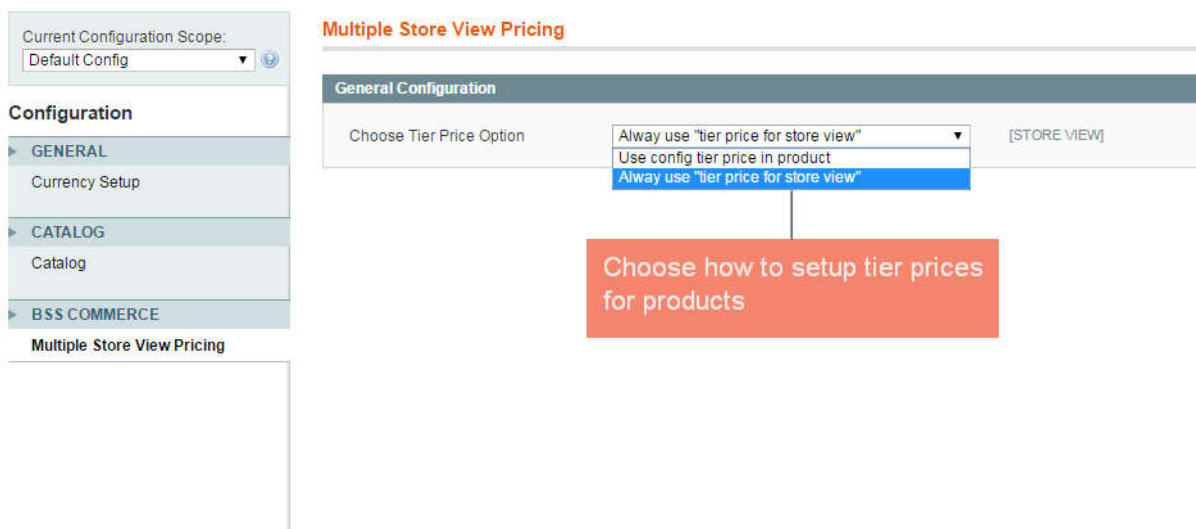
You go to **System** → **Configuration** → **Catalog**. Among all sections shown up in the page, you find **Price** section to start the customization.

The screenshot shows the Magento 2 System Configuration interface. The top navigation bar includes 'Catalog' and 'System' (highlighted in orange). A 'Get help for this page' link is visible on the right. A notification banner at the top indicates 'Latest Message: Reminder: Change Magento's default phone numbers and callouts before site launch' and 'You have 15 critical, 6 major, 19 minor and 160 notice unread message(s). Go to notifications.' The left sidebar shows the 'Configuration' menu with 'Catalog' expanded to 'BSS COMMERCE' > 'Multiple Store View Pricing'. The main content area is titled 'Catalog' and contains a list of configuration sections: Frontend, Sitemap, Product Reviews, Product Image, Product Alerts, Product Alerts Run Settings, Product Image Placeholders, Recently Viewed/Compared Products, Price, Layered Navigation, Category Top Navigation, Search Engine Optimizations, Catalog Search, Downloadable Product Options, and Date & Time Custom Options. The 'Price' section is expanded, showing the 'Catalog Price Scope' dropdown menu set to 'Store View' (with '[GLOBAL]' next to it). A tooltip explains: 'Defines the base currency scope ("Currency Setup" > "Currency Options" > "Base Currency").' A 'Save Config' button is located in the top right corner of the configuration area.

In **Catalog Price Scope**, there are 3 options for admin to choose: **Global, Website, and Store View**.

You choose **Store View** to enable the module. Then you click **Save Config** and begin to customize prices of products in each store view of each store.

In addition, you go to **BSSCommerce** → **Multiple Store View Pricing** in **Configuration** also to select how to set up tier prices.



There are 2 options for using tier prices:

- ✓ **Use config tier price in product:** When you select this option, there is a checkbox called Use Tier Price Value. If you tick this box, default tier prices of products (set up for the whole website) are displayed. If you don't tick this box, tier prices set up for each store view are displayed. (Please remember that you need to change scope into store view to see this checkbox).

Product Information

Choose Store View: English

Prices

Price * 600.00 [GBP]

Group Price

Website	Customer Group	Price	Action
			+ Add Group Price

Group Price For Store View

Store View	Customer Group	Price	Action
			+ Add Group Price

Special Price

[GBP]

▲ The Special Price is active only when lower than the Actual Price

Special Price From Date

Special Price To Date

Tier Price For Store View

Store View	Customer Group	Qty	Price	Action
Main Website / English [GBP]	ALL GROUPS	4 and above	540.00	✖
Main Website / English [GBP]	ALL GROUPS	8 and above	440.00	✖
Main Website / English [GBP]	ALL GROUPS	12 and above	340.00	✖

+ Add Tier

Use Tier Price Value

Tier Price

Website	Customer Group	Qty	Price	Action
All Websites [USD]	ALL GROUPS	5 and above	650.00	

+ Add Tier

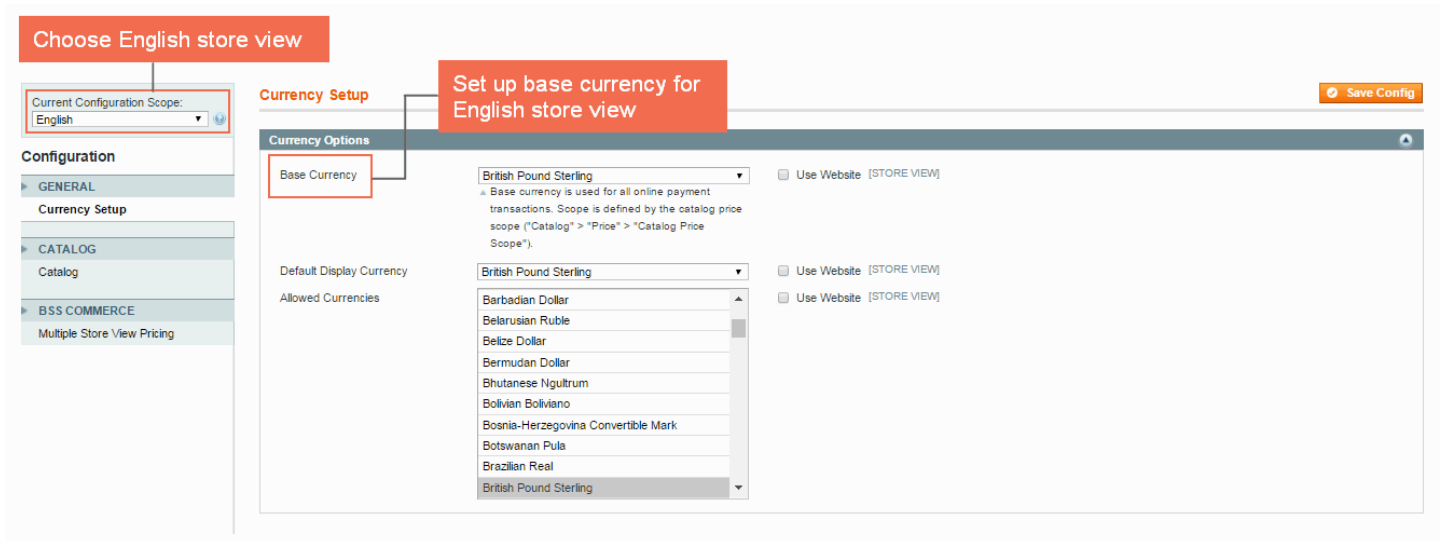
- ✓ **Always use "tier price for store view"**: With this option, tier prices set up for each store view are always shown.

2.2. Set up price for a product in the English store view: Madison 8GB Digital Media Player

2.2.1. Set up base currency and default currency for English store view

In **Configuration**, you go to **General** → **Currency Setup** to set up base currency for English store view.

Choose **English** store view from **Current Configuration Scope**.



In **Base Currency**: Choose **British Pound Sterling** as base currency and customers will use this one to checkout.

In **Default Display Currency**: you can choose **British Pound Sterling** or any other currency because this one is only displayed in the product or category page, not used in the checkout.

In **Allowed Currencies**: Choose **British Pound Sterling**.

Then, click to **Save Config** and start to set up price for a product in the English store view.

2.2.2. Set up price for Madison 8GB Digital Media Player in the English store view

Go to **Manage Products** and choose Madison 8GB Digital Media Player to edit.

Step 1: Choose English store view per store (Main Store) in Choose store view box.

Step 2: In **Price** section (on the left side column), you unmark “**Use Default Value**” and add your wanted price for the product in this English store view: £600, for instance.

Choose English store view

Choose Store View: English

Product Information

General

Prices

Meta Information

Images

Recurring Profile

Design

Gift Options

Electronics

Inventory

Websites

Categories

Related Products

Up-sells

Cross-sells

Custom Options

Madison 8GB Digital Media Player (Electronics)

Back Reset Delete Duplicate Save Save and Continue Edit

Prices

Price * 600.00 [GBP] [STORE VIEW] Use Default Value

Group Price

Website	Customer Group	Price	Action
			+ Add Group Price

Group Price For Store View

Store View	Customer Group	Price	Action
Main Website / English [GBP]	NOT LOGGED IN	600	+ Add Group Price
Main Website / English [GBP]	Wholesale	500	+ Add Group Price

Special Price [GBP] [STORE VIEW] Use Default Value

Special Price From Date [] [WEBSITE] Use Default Value

Special Price To Date [] [WEBSITE] Use Default Value

Tier Price For Store View

Store View	Customer Group	Qty	Price	Action
Main Website / English [GBP]	ALL GROUPS	4 and above	540.00	+ Add Tier
Main Website / English [GBP]	ALL GROUPS	8 and above	440.00	+ Add Tier
Main Website / English [GBP]	ALL GROUPS	12 and above	340.00	+ Add Tier

Set up product price for English store view

Set up group prices for English store view

Set up tier prices for English store view

In addition, you can also set up Group Price, Special Price and Tier Price per store view for this product if you want.

- ✓ In **Group Price for Store View**: Click **Add Group Price** button to add new group prices. You choose each customer group in the drop-down list and set up a particular price of this product.
- ✓ In **Special Price**: Set up a special price of this product in English store view.
- ✓ In **Tier price For Store View**: Click **Add Tier** for adding new tier prices.

Finally, you save configuration and see changes in the frontend.

Price of Madison 8GB Digital Media Player in the English store view from the product page:

YOUR LANGUAGE English

WELCOME

MADISON ISLAND English Store View

ACCOUNT CART

Search entire store here..

WOMEN MEN ACCESSORIES HOME & DECOR SALE VIP

HOME / HOME & DECOR / ELECTRONICS / MADISON 8GB DIGITAL MEDIA PLAYER

MADISON 8GB DIGITAL MEDIA PLAYER

Price in English store view

£600.00

Tier prices in English store view

Buy 4 for **£540.00** each and **save 10%**
Buy 8 for **£440.00** each and **save 27%**
Buy 12 for **£340.00** each and **save 44%**

IN STOCK

Expidite a long flight by getting into the groove with our plug and play mp3 player. Download movies, pictures or up to 3000 songs with the included USB cable.

Qty: 1 **ADD TO CART**

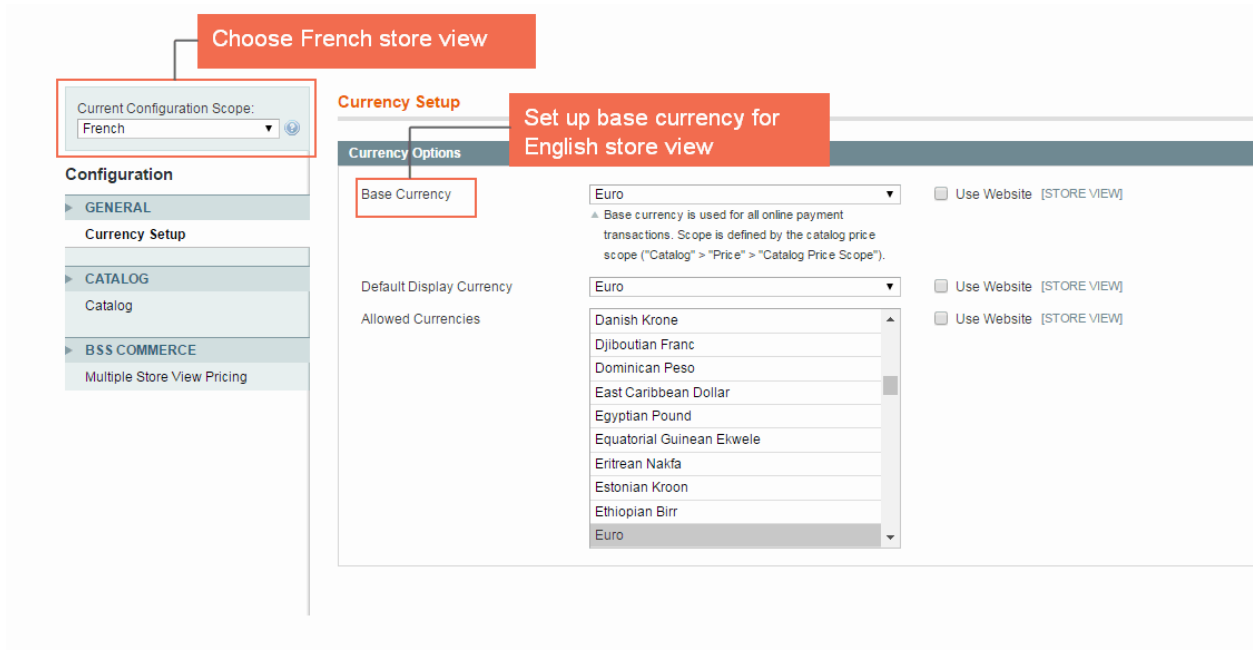
Add to Wishlist | Add to Compare |

2.3. Set up price for a product in the French store view: Madison 8GB Digital Media Player.

2.3.1. Set up base currency and default currency for French store view

In **Configuration**, you go to **General** → **Currency Setup** to set up base currency for French store view.

Choose **French** store view from **Current Configuration Scope**.



In **Base Currency**: Choose **Euro** as base currency and customers will use this one to checkout.

In **Default Display Currency**: you can choose Euro or any other currency because this one is only displayed in the product or category page, not used in the checkout.

In **Allowed Currencies**: Choose **Euro**

Then, click to **Save Config** and start to set up price for a product in the French store view.

2.3.2. Set up price for Madison 8GB Digital Media Player in the French store view

Go to **Manage Products** and choose Madison 8GB Digital Media Player to edit.

Step 1: Choose French store view per store (Main Store) in Choose store view box.

Choose French store view

Choose Store View: French

Product Information

- General
- Prices
- Meta Information
- Images
- Recurring Profile
- Design
- Gift Options
- Electronics
- Inventory
- Websites
- Categories
- Related Products
- Up-sells
- Cross-sells
- Custom Options

Madison 8GB Digital Media Player (Electronics) [Back] [Reset] [Delete] [Duplicate] [Save] [Save and Continue Edit]

Prices

Price * 800.00 [EUR] [STORE VIEW] Use Default Value

Group Price

Website	Customer Group	Price	Action
			<input type="button" value="Add Group Price"/>

Group Price For Store View

Store View	Customer Group	Price	Action
Main Website / French [EUR]	NOT LOGGED I	800	<input type="button" value="Add"/>
Main Website / French [EUR]	Wholesale	750	<input type="button" value="Add"/>

Special Price

[EUR] [STORE VIEW] Use Default Value

▲ The Special Price is active only when lower than the Actual Price

Special Price From Date [] [WEBSITE] Use Default Value

Special Price To Date [] [WEBSITE] Use Default Value

Tier Price For Store View

Store View	Customer Group	Qty	Price	Action
Main Website / French [EUR]	ALL GROUPS	4 and above	700.00	<input type="button" value="Add"/>
Main Website / French [EUR]	ALL GROUPS	8 and above	600.00	<input type="button" value="Add"/>
Main Website / French [EUR]	ALL GROUPS	12 and above	500.00	<input type="button" value="Add"/>

Set up product price for French store view

Set up group prices for French store view

Set up tier prices for French store view

Step 2: In **Price** section (on the left side column), you unmark **“Use Default Value”** and add your wanted price for the product in this French store view: €800, for instance.

For **Special prices, Group prices for Store View and Tier Prices for Store View**, you do similarly to that in English store view as mentioned before.

Finally you save configuration in go to the frontend to see the changes.

Prices of Madison 8GB Digital Media Player in the French store view from the product page:

YOUR LANGUAGE: French

WELCOME

MADISON ISLAND

French Store View

ACCOUNT CART

Search entire store here...

WOMEN MEN ACCESSORIES HOME & DECOR SALE VIP

HOME / HOME & DECOR / ELECTRONICS / MADISON 8GB DIGITAL MEDIA PLAYER

Price in French store view

MADISON 8GB DIGITAL MEDIA PLAYER

800,00 €

Tier prices in French store view

- Buy 4 for 700,00 € each and save 13%
- Buy 8 for 600,00 € each and save 25%
- Buy 12 for 500,00 € each and save 38%

IN STOCK

Expidite a long flight by getting into the groove with our plug and play mp3 player. Download movies, pictures or up to 3000 songs with the included USB cable.

Qty: 1 ADD TO CART

Add to Wishlist | Add to Compare

2.4. Conclusion

After all above settings, you can see differences in prices of Madison 8GB Digital Media Player between English and French store view.

3. Contact Us



Free 3-month
Support



Free Lifetime
Update



Free
Installation

Any questions or concern about us, feel free contact:

Website: <http://bsscommerce.com>.

Support: support@bsscommerce.com.

Skype: support.bsscommerce.

BSS Support team is always ready to aid you with any issue related to our products. Additionally, we also give you Website development and Administration Support.

We do offer:

1. Free installation services for commercial products.
2. Free updates within offered support period.

Our duties:

1. Responsibility for resolving product bugs.
2. Help with technical queries.
3. Technical support in installation and product usage.