

DEFER JAVASCRIPT FOR MAGENTO 2

USER GUIDE



Contents

- 1. **Defer JavaScript for Magento 2 Extension Overview.....3**
- 2. **How Does Defer JavaScript for Magento 2 Extension Work? 3**
 - 2.1. Enable Defer JavaScript Extension for Magento 2 3
 - 2.2. Manage Controllers, Paths and Homepage 4
 - 2.3. In Put JavaScript in HTML Body Tag 6
- 3. **Contact Us 7**

1. Defer JavaScript for Magento 2 Extension Overview

[Defer JavaScript Extension for Magento 2](#) is developed based on the version for Magento 1. Like its initial version, Defer JavaScript Extension for Magento 2 is one of the most powerful factors that help to improve the website's speed.

This module is very useful in reducing the loading time of a website so that customers can enjoy a better shopping experience on your store, leading to a stronger engagement and higher brandloyalty.

2. How Does Defer JavaScript for Magento 2 Extension Work?

You go to **Stores** → **Configuration** → **BSSCOMMERCE** → **Defer JavaScript** to start setting up.

2.1. Enable Defer JavaScript Extension for Magento 2

At backend, you can easily enable or disable BSS Defer JavaScript module by selecting “Yes” or “No” in the Enable box.

Configuration 🔔 8 👤 defer-javascript ▼

Store View: Default Config ? Save Config

BSS COMMERCE ^ **General Options** ⌵

Defer javascript ?

Enabled [store view] Yes ▼
Choose 'yes' to enable defer javascript module.

Defer Iframes [store view] Yes ▼
Choose 'yes' to enable defer load iframes.

In **Defer Iframes**: Choose Yes to enable this function, otherwise choose No.

(If your webpage has some embed code of other sites, it means that the browser has to load JavaScript files of these pages along with your site. This thing will cause defer score

of your website decrease or the site does not perform fast enough for better customer experience. Therefore, using Defer JavaScript will help you to defer these Iframes effectively by loading Iframes of these embed sites only when your site finishes loading completely.)

2.2. Manage Controllers, Paths and Homepage

If you want some of your pages not to be affected by Defer JavaScript Extension for Magento 2, you can easily exclude it by fulfilling these pages' information into these excluded boxes:

| Exclude Controllers <small>[store view]</small> | <table border="1"> <thead> <tr> <th data-bbox="602 737 1040 810">Matched Expression</th> <th data-bbox="1040 737 1198 810">Action</th> </tr> </thead> <tbody> <tr> <td colspan="2" data-bbox="602 810 1198 913" style="text-align: center;"> <input type="button" value="Add"/> </td> </tr> </tbody> </table> <p data-bbox="602 934 1198 989">Listed controllers will be unaffected by defer javascript. Use: {module}_{controller}_{action}.</p> | Matched Expression | Action | <input type="button" value="Add"/> | |
|--|---|--------------------|--------|------------------------------------|--|
| Matched Expression | Action | | | | |
| <input type="button" value="Add"/> | | | | | |
| Exclude Paths <small>[store view]</small> | <table border="1"> <thead> <tr> <th data-bbox="602 1031 1040 1104">Matched Expression</th> <th data-bbox="1040 1031 1198 1104">Action</th> </tr> </thead> <tbody> <tr> <td colspan="2" data-bbox="602 1104 1198 1207" style="text-align: center;"> <input type="button" value="Add"/> </td> </tr> </tbody> </table> <p data-bbox="602 1228 1198 1283">Listed paths will be unaffected by defer javascript. Use: (Example: gear/bags.html).</p> | Matched Expression | Action | <input type="button" value="Add"/> | |
| Matched Expression | Action | | | | |
| <input type="button" value="Add"/> | | | | | |
| Show Controllers And Paths <small>[store view]</small> | <input type="text" value="Yes"/> <input type="button" value="v"/> <p data-bbox="602 1388 1198 1451">Help you show controllers and paths of page (table show in end of page).</p> | | | | |
| Exclude Home Page <small>[store view]</small> | <input type="text" value="No"/> <input type="button" value="v"/> <p data-bbox="602 1556 1198 1585">Home page will be unaffected by defer javascript</p> | | | | |

- ✓ **Exclude controllers and paths:** Click **Add Match** button and write down your wished paths or controllers that you want to disable Defer JavaScript for Magento 2

- ✓ **Exclude Homepage:** you can disable this module on Homepage faster and more easily by selecting “Yes” in the **Exclude Home Page** box.

***NOTE:** You have to fill in the controllers/ paths that you want to exclude the affection of Defer JavaScript Extension for Magento 2 when selecting **Add Match** button.

Exclude Controllers [store view]

| Matched Expression | Action |
|----------------------|--------|
| <input type="text"/> | |

Add

Listed controllers will be unaffected by defer javascript. Use: {module}_{controller}_{action}:

- ✓ If you do not fill it up, the system will automatically set all pages in your website affected by our module.
- ✓ You can click on the **wastebasket** symbol in the right side of the box to delete the created box.

If you do not know the controllers / paths to fulfill the **Exclude Controllers / Paths** box, but you still want to disable Defer JavaScript function for some pages, you can select “Yes” in the **Show Controllers and Paths** box.

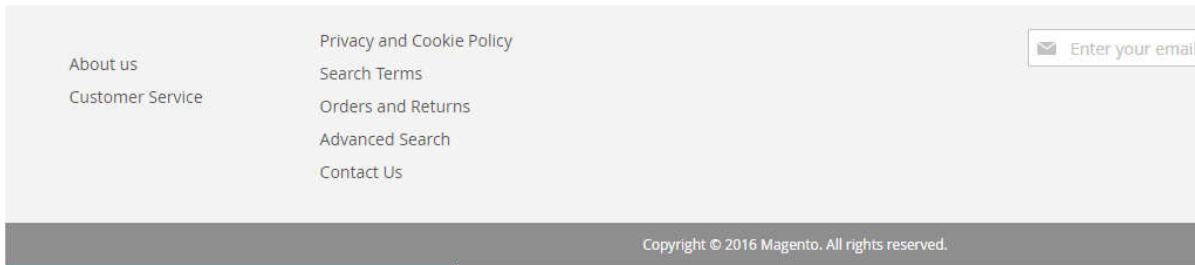
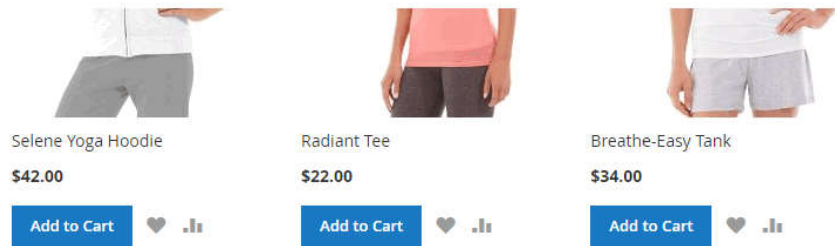


Show Controllers And Paths [store view]

Yes

Help you show controllers and paths of page (table show in end of page).

After selecting “Yes”, you can find information of the Controllers / Paths in the table at the end of frontend page:

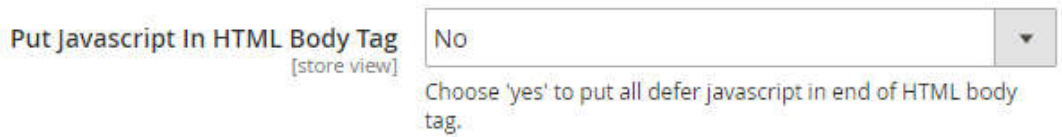


| Controllers | Path |
|-------------|---------------------------------------|
| — | /magento2-defer-javascript/women.html |

Show controllers and path in the end of page

2.3. In Put JavaScript in HTML Body Tag

- ✓ Choose **Yes** to put all deferred JavaScript in the end of HTML body tag.
- ✓ Choose **No** to put all deferred JavaScript in the end of page.



When you finish changing the configuration, you can click on “**Save Config**” button to save all of your setting with Defer JavaScript.

3. Contact Us



Free 3-month
Support



Free Lifetime
Update



Free
Installation

Any questions or concern about us, feel free contact:

Website: <http://bsscommerce.com>.

Support: support@bsscommerce.com.

Skype: support.bsscommerce

BSS Support team is always ready to aid you with any issue related to our products. Additionally, we also give you Website development and Administration Support.

We do offer:

1. Free installation services for commercial products.
2. Free updates within offered support period.

Our duties:

1. Responsibility for resolving product bugs.
2. Help with technical queries.
3. Technical support in installation and product usage.