

SHOPPING CART PRICE RULE PER STORE VIEW

USER GUIDE



Contents

- 1. **Shopping Cart Price Rule per Store View Extension Overview 3**
- 2. **How does Shopping Cart Price Rule per Store View Extension work? 3**
 - 2.1. Enable Shopping Cart Rules per Store View Extension 3
 - 2.2. Set up different shopping cart price rules for store views 3
 - 2.3. Examples 6
- 3. **Contact Us 11**

1. Shopping Cart Price Rule per Store View Extension Overview

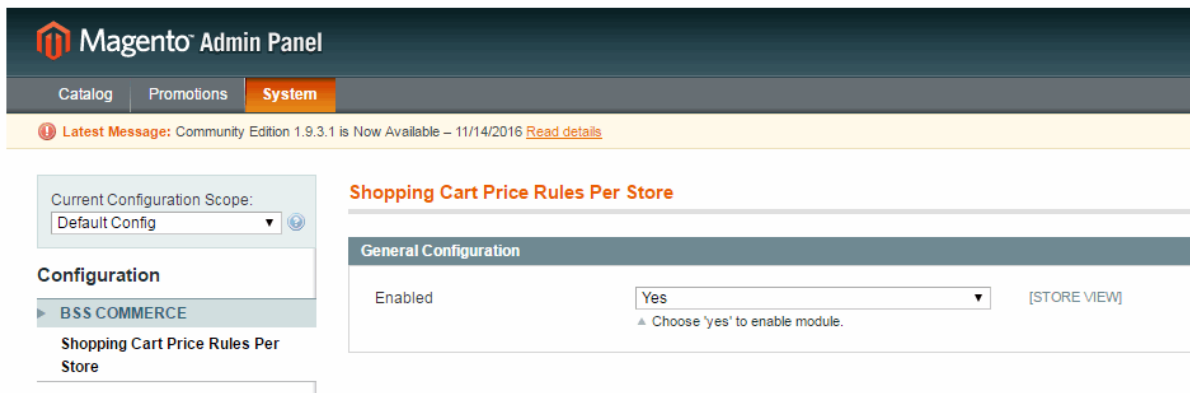
If you are using multiple store views function to do business on your Magento site, have you ever had a demand of creating different shopping cart rules for each store view? Do you want to offer different promotional prices for each target customer group in each store view?

[Shopping Cart Rules per Store View Extension](#) is developed to optimize the multiple store view function by enabling admin to set up different price rules in shopping cart of different store views. With this powerful extension, you can manage your promotional price strategy effectively, leading to boosting up sale and completing multiple store view system.

2. How does Shopping Cart Price Rule per Store View Extension work?

2.1. Enable Shopping Cart Rules per Store View Extension

Please go to **System** → **Configuration** → **Shopping cart price rule per store**

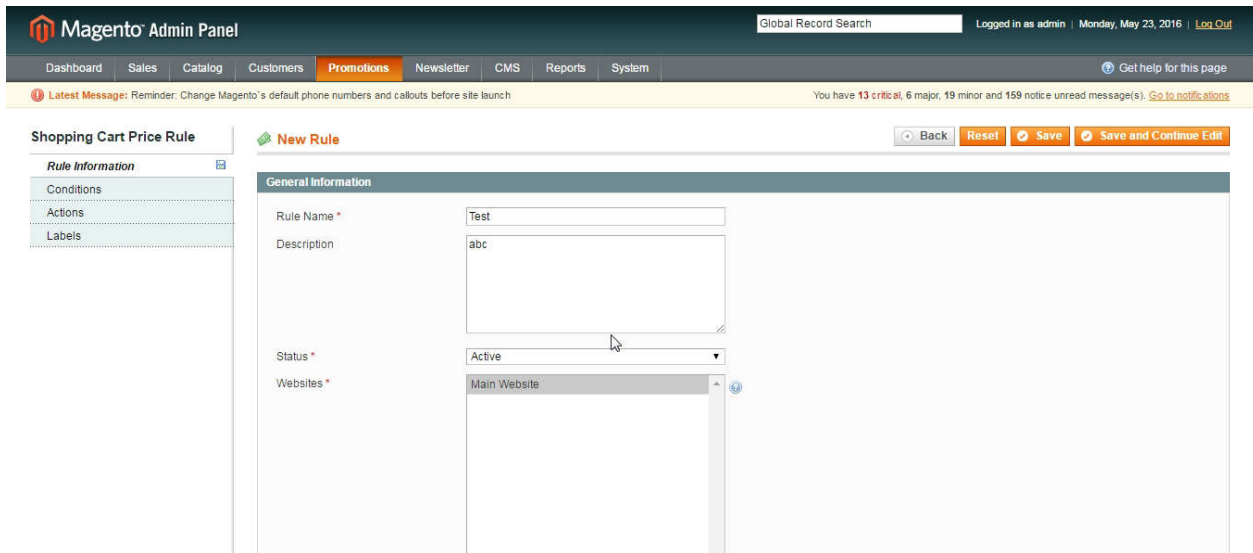


After choosing **Yes** to enable the extension and click **Save Config** to start set up shopping cart price rules per store as wish.

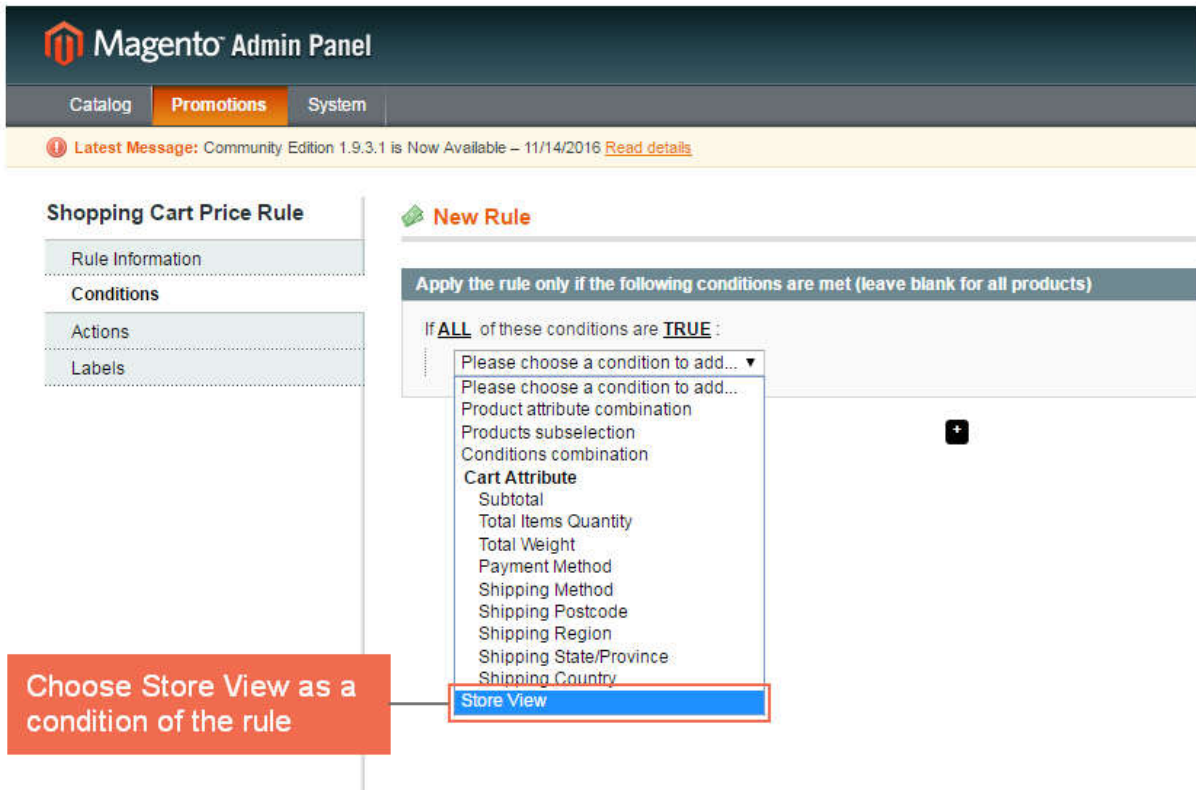
2.2. Set up different shopping cart price rules for store views

Go to **Promotions** → **Shopping Cart Price Rules** and click **Add New Rule** to customize rules for shopping cart in each store view.

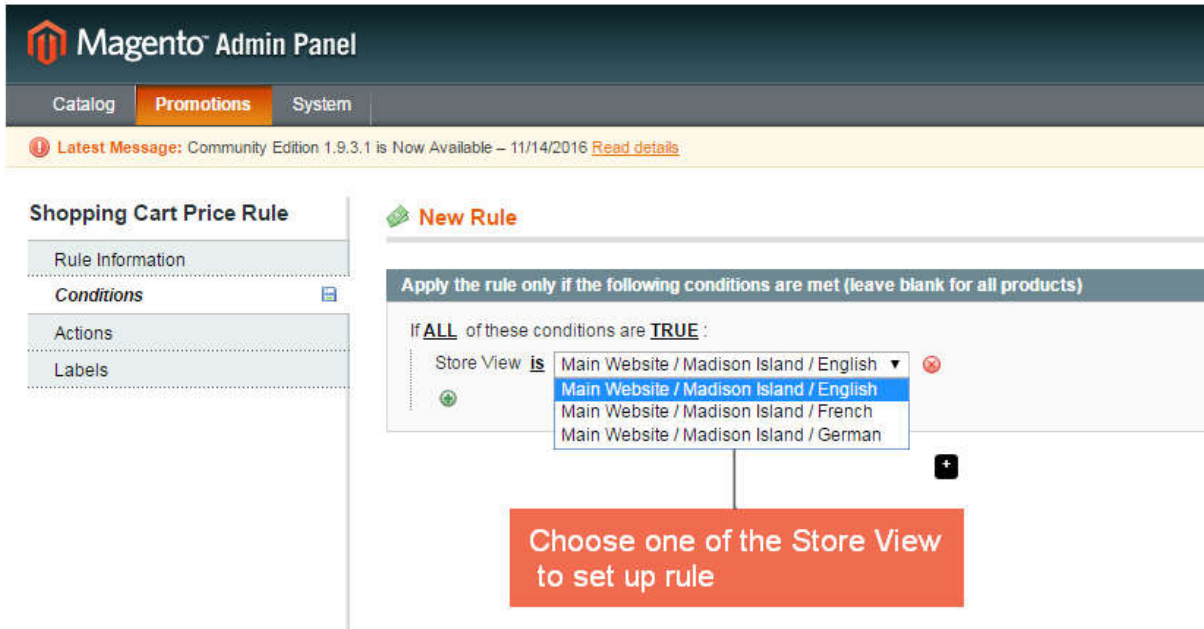
In **Rule Information**, fill in Rule Name, Description, Status and other fields with needed information as usual.



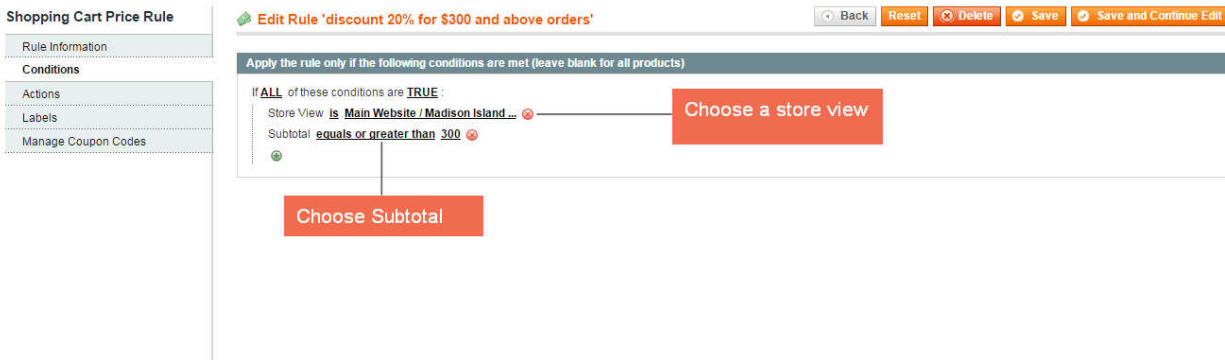
In **Conditions**, choose Store View as an option in condition for rule.



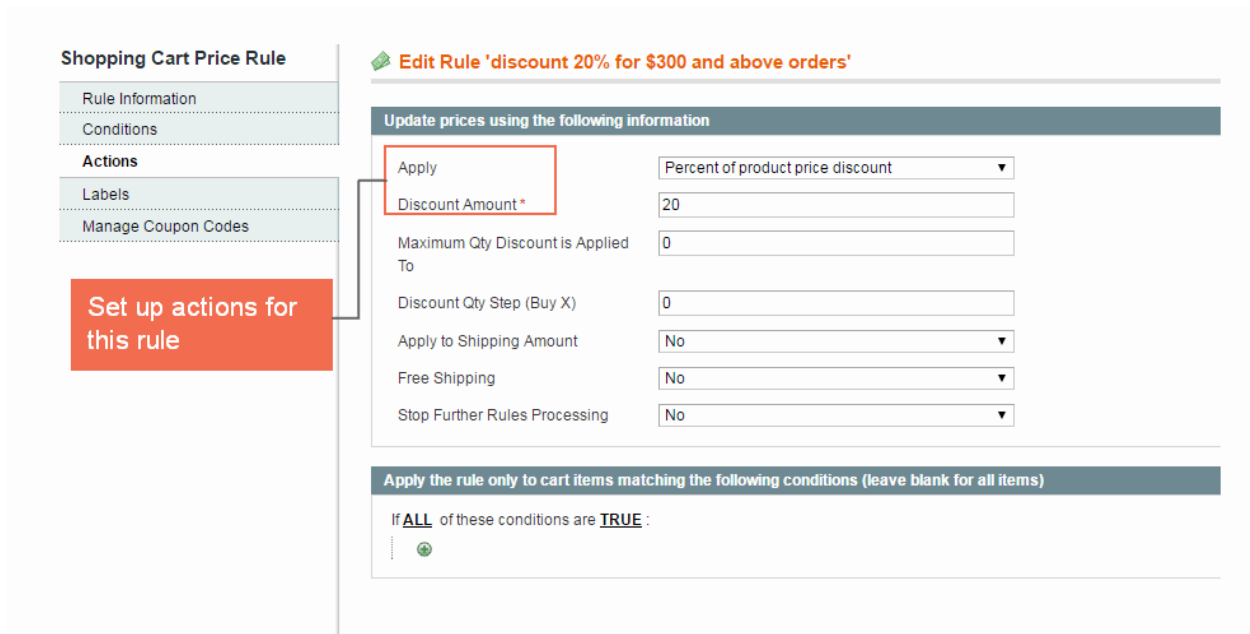
Then choose one Store View in the list of Website/ store/ store view that you want to set up rule for it.



Besides, you can add other conditions as wish.



In **Actions**, set up detail rules for the chosen store view:



Finally, you save configuration.

2.3. Examples

- ❖ **Example 1: Set up a rule "20% discount for \$300 and above orders" for English store view**

After click **"Add New Rule"** button and fill in necessary information in **Rule information** section, you follow these two steps:

Step 1: In Conditions

Choose **Store View** as a condition and select **English** store view (Main Website/Madison Island Store/English).

Choose **Subtotal** as another condition and fill in information as the following image:

Shopping Cart Price Rule

- Rule Information
- Conditions
- Actions
- Labels
- Manage Coupon Codes

Edit Rule 'discount 20% for \$300 and above orders'

Apply the rule only if the following conditions are met (leave blank for all products)

If ALL of these conditions are TRUE :

- Store View is Main Website / Madison Island / English
- Subtotal equals or greater than 300

Step 2: In Actions

Go to **Actions**, choose **Percent of product price discount** as a rule to apply and fill in “20” in **Discount Amount** box:

Shopping Cart Price Rule

- Rule Information
- Conditions
- Actions
- Labels
- Manage Coupon Codes

Set up actions for this rule

Edit Rule 'discount 20% for \$300 and above orders'

Update prices using the following information

Apply	Percent of product price discount
Discount Amount*	20
Maximum Qty Discount is Applied To	0
Discount Qty Step (Buy X)	0
Apply to Shipping Amount	No
Free Shipping	No
Stop Further Rules Processing	No

Apply the rule only to cart items matching the following conditions (leave blank for all items)

If ALL of these conditions are TRUE :



Step 3: Save configuration and go to the frontend to see changes:

The screenshot shows the Madison Island shopping cart. At the top, there's a language selector set to 'English' and a 'WELCOME' message. The main header includes the 'MADISON ISLAND' logo and a 'English Store View' indicator. Navigation links for 'WOMEN', 'MEN', 'ACCESSORIES', 'HOME & DECOR', 'SALE', and 'VIP' are visible. The shopping cart contains one item: 'SWISS MOVEMENT SPORTS WATCH' with a price of \$500.00 and a quantity of 1. A 'PROCEED TO CHECKOUT' button is present. Below the cart items, there are links for 'EMPTY CART', 'UPDATE SHOPPING CART', and 'CONTINUE SHOPPING'. A 'DISCOUNT CODES' field with an 'APPLY' button is also shown. The 'ESTIMATE SHIPPING AND TAX' section includes dropdowns for 'COUNTRY' (United States) and 'STATE/PROVINCE', and input fields for 'CITY' and 'ZIP'. A summary table shows: SUBTOTAL \$500.00, DISCOUNT (E) -\$100.00, TAX \$33.00, and GRAND TOTAL \$433.00. A red callout box points to the discount amount, stating: 'Rule "20% discount for \$300 and above orders" is applied in English store view'.

❖ **Example 2: Set up a rule "10% discount for \$300 and above orders" for French store view**

After click **"Add New Rule"** button and fill in necessary information in **Rule information** section, you follow these two steps:

Step 1: In Conditions

Choose **Store View** as a condition and select **French** store view (Main Website/ Madison Island Store/French).

Choose **Subtotal** as another condition and fill in information as the following image:

Shopping Cart Price Rule

- Rule Information
- Conditions
- Actions**
- Labels
- Manage Coupon Codes

Edit Rule 'discount 10% for \$300 and above orders'

Apply the rule only if the following conditions are met (leave blank for all products)

If **ALL** of these conditions are **TRUE** :

- Store View **is** Main Website / Madison Island / French ✖
- Subtotal **equals or greater than** 300 ✖

+

Step 2: In Actions

Go to **Actions**, choose **Percent of product price discount** as a rule to apply and fill in “10” in **Discount Amount** box:

Shopping Cart Price Rule

- Rule Information
- Conditions
- Actions**
- Labels
- Manage Coupon Codes

Edit Rule 'discount 10% for \$300 and above orders'

Update prices using the following information

Apply	Percent of product price discount ▼
Discount Amount *	<input style="width: 90%;" type="text" value="10"/>
Maximum Qty Discount is Applied To	<input style="width: 90%;" type="text" value="0"/>
Discount Qty Step (Buy X)	<input style="width: 90%;" type="text" value="0"/>
Apply to Shipping Amount	No ▼
Free Shipping	No ▼
Stop Further Rules Processing	No ▼

Apply the rule only to cart items matching the following conditions (leave blank for all items)

If **ALL** of these conditions are **TRUE** :

+

Step 3: Save configuration and go to the frontend to see changes:

YOUR LANGUAGE: French WELCOME


MADISON ISLAND French Store View ACCOUNT CART (1)

Search entire store here...

WOMEN MEN ACCESSORIES HOME & DECOR SALE VIP

SHOPPING CART PROCEED TO CHECKOUT

Swiss Movement Sports Watch was added to your shopping cart.

PRODUCT	PRICE	QTY	SUBTOTAL
 SWISS MOVEMENT SPORTS WATCH SKU: agj005	500,00 \$US	1 Edit	500,00 \$US

[EMPTY CART](#) [UPDATE SHOPPING CART](#) -or- [CONTINUE SHOPPING](#)

DISCOUNT CODES [APPLY](#)

ESTIMATE SHIPPING AND TAX

COUNTRY * États-Unis STATE/PROVINCE * Please select region, st

CITY ZIP *

[ESTIMATE](#)

SUBTOTAL	500,00 \$US
DISCOUNT	-50,00 \$US
TAX	37,13 \$US

GRAND TOTAL 487,13 \$US

PROCEED TO CHECKOUT

Rule "10% discount for \$300 and above orders" is applied in French store view

3. Contact Us



Free 3-month
Support



Free Lifetime
Update



Free
Installation

Any questions or concern about us, feel free contact:

Website: <http://bsscommerce.com>.

Support: support@bsscommerce.com.

Skype: support.bsscommerce.

BSS Support team is always ready to aid you with any issue related to our products. Additionally, we also give you Website development and Administration Support.

We do offer:

1. Free installation services for commercial products.
2. Free updates within offered support period.

Our duties:

1. Responsibility for resolving product bugs.
2. Help with technical queries.
3. Technical support in installation and product usage.